

Scaled data based on original data using  
LM-79-08 Approved Method: Electrical and Photometric Measurements of Solid-  
State Lighting Products

Test Report Prepared for  
Cooper Lighting Solutions  
(formerly Eaton)

Brand: McGRAW-EDISON

Report Number: P199915

Luminaire Tested: **GWC-AF-01-LED-E1-5WQ-7030-600**

Issue Date: 3/3/2020

**Test Information**

Test Method: LM-79-08  
Report Number: P199915  
TEST IS SCALED FROM IESNA LM-79-08 TEST DATA (P24143)  
Test Lab: INNOVATION CENTER P2  
Issue Date: 3/3/2020  
Manufacturer: COOPER LIGHTING SOLUTIONS (FORMERLY EATON)  
Product Line: MCGRAW-EDISON  
Catalog Number: GWC-AF-01-LED-E1-5WQ-7030-600  
Description: GALLEON WALL LUMINAIRE  
(1) 70 CRI, 3000K, 615mA LIGHTSQUARE WITH 16 LEDS EACH AND TYPE V WIDE OPTICS  
Light Source: -  
Ballast/Driver: ELECTRONIC DRIVER

**Summary**

Lumens per Lamp: N/A  
Luminaire Lumens: 4267.7 lumens  
Efficiency: N/A  
Efficacy: 125.5 lumens/watt  
Luminous Opening: Rectangular (W 0.5' x L: 0.5' x H: 0')  
IES Classification: Type V - Short - Semi-Cutoff  
BUG Rating: B3 - U0 - G1

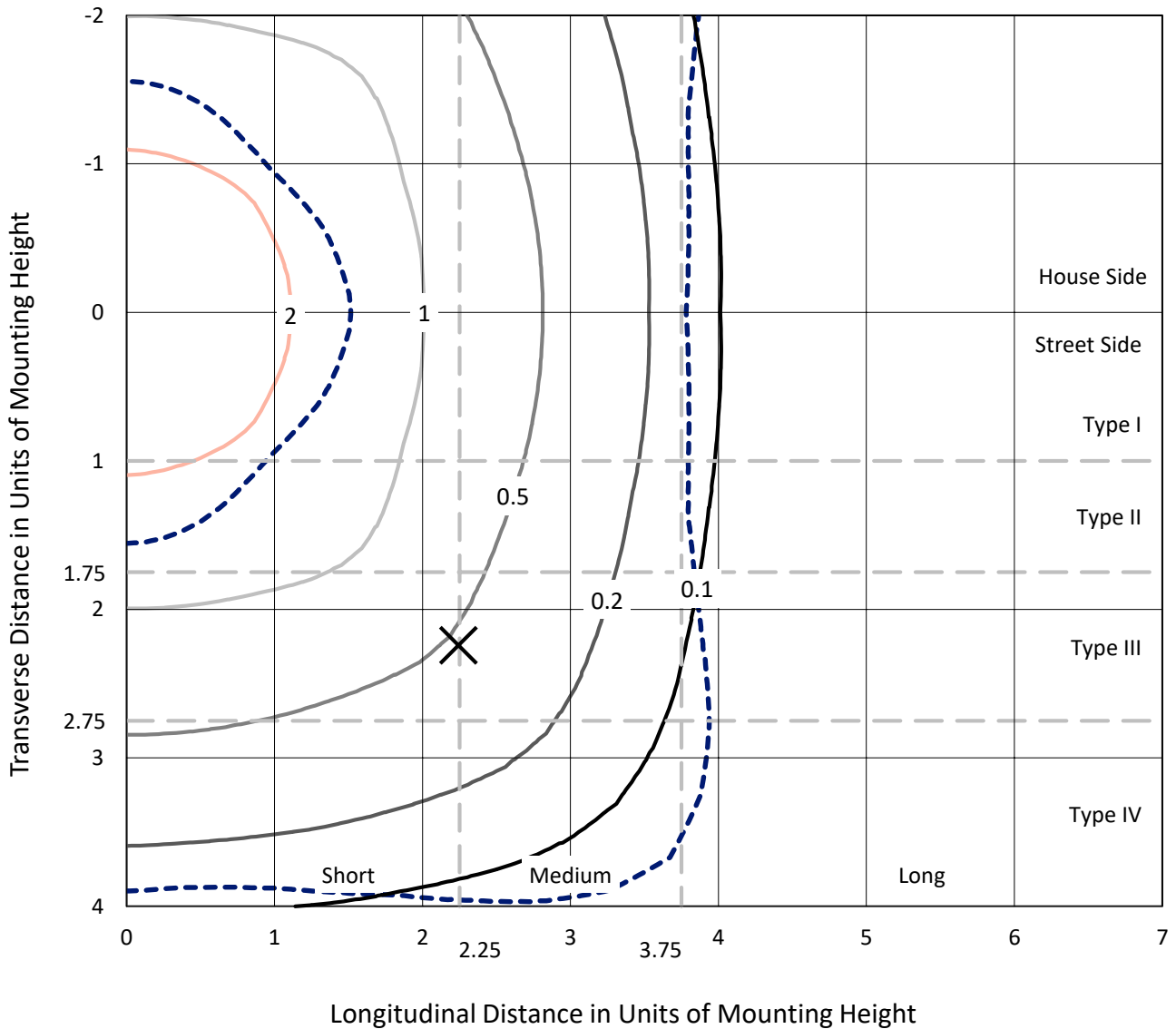
Input Watts (W): 34  
Input Voltage (V): NR  
Input Current (Ain): NR  
Voltage Rise (V): NR  
Power Factor: NR  
Total Harmonic Distortion (THDi): NR  
Frequency (hertz): 60  
Stabilization Time: NR  
Operation Time: NR  
Ambient Temperature (°C): NR  
Test Distance: 25 FT



REPORT NUMBER: P199915  
 CATALOG NUMBER: GWC-AF-01-LED-E1-5WQ-7030-600

### Iso-Footcandle Lines of Horizontal Illumination

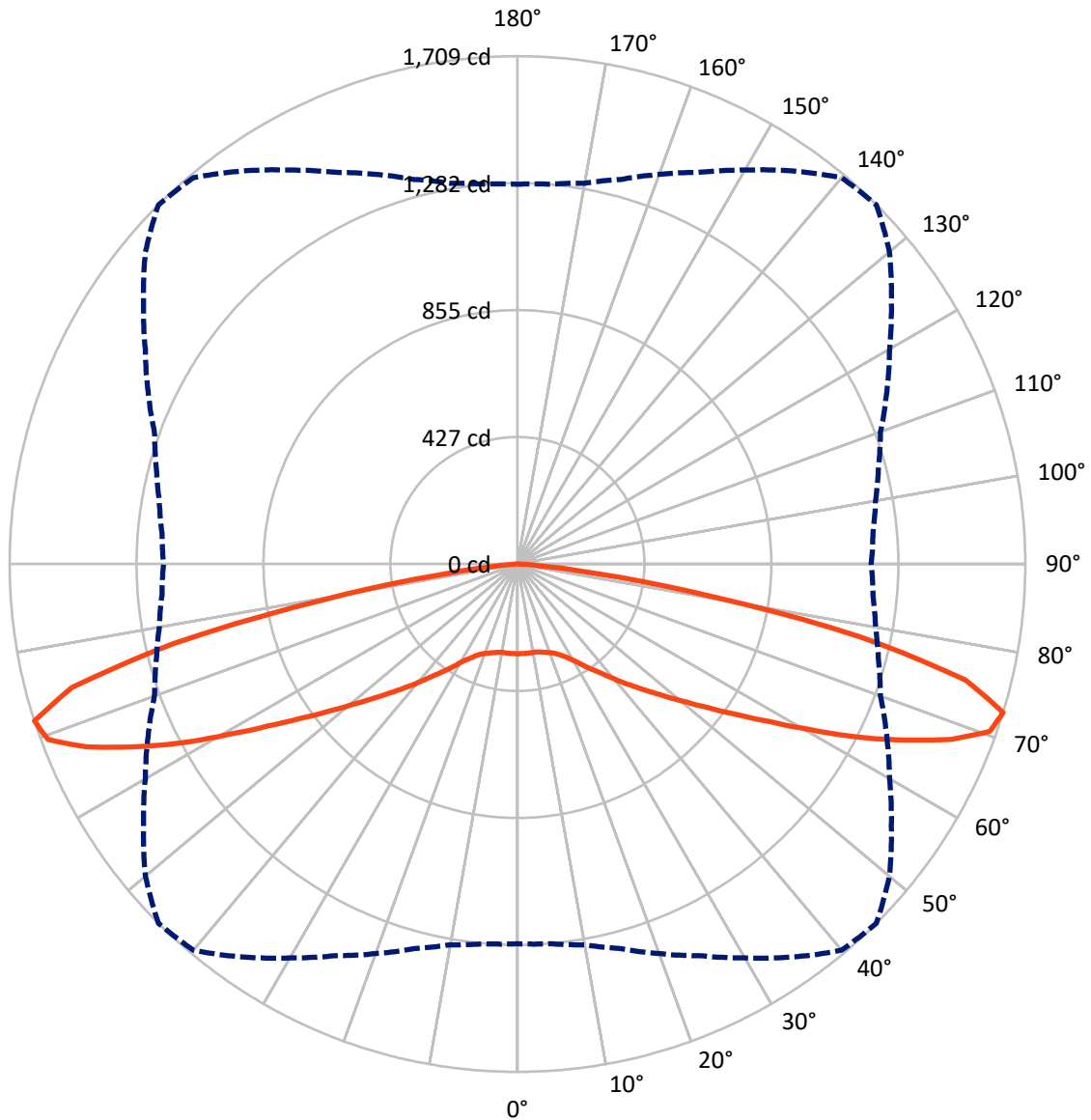
× Max cd  
 - - - 1/2 Max cd



Based on 10 foot mounting height. Maximum calculated value = 3 fc  
 Type V - Short - Semi-Cutoff

REPORT NUMBER: P199915  
CATALOG NUMBER: GWC-AF-01-LED-E1-5WQ-7030-600

### Luminous Intensity Polar Plot



— Vertical Plane Through 45-Deg Lateral    - - - Horizontal Cone Through 72.5-Deg Vertical

REPORT NUMBER: P199915

CATALOG NUMBER: GWC-AF-01-LED-E1-5WQ-7030-600

**FLUX DISTRIBUTION:**

		Downward	Upward	Total
<b>House Side</b>	Lumens	2133.8	0.0	2133.8
	% Fixture	50.0	0.0	50.0
<b>Street Side</b>	Lumens	2133.8	0.0	2133.8
	% Fixture	50.0	0.0	50.0
<b>Total</b>	Lumens	4267.7	0.0	4267.7
	% Fixture	100.0	0.0	100.0

**Coefficient of Utilization**

**ZONAL LUMENS:**

Zone	Lumens	% Fixture
0°-10°	28.9	0.7
10°-20°	87.6	2.1
20°-30°	160.2	3.8
30°-40°	276.2	6.5
40°-50°	472.1	11.1
50°-60°	765.2	17.9
60°-70°	1269.4	29.7
70°-80°	1118.1	26.2
80°-90°	90.1	2.1
90°-100°	0.0	0.0
100°-110°	0.0	0.0
110°-120°	0.0	0.0
120°-130°	0.0	0.0
130°-140°	0.0	0.0
140°-150°	0.0	0.0
150°-160°	0.0	0.0
160°-170°	0.0	0.0
170°-180°	0.0	0.0
0°-90°	4267.7	100.0
0°-180°	4267.7	100.0



REPORT NUMBER: P199915

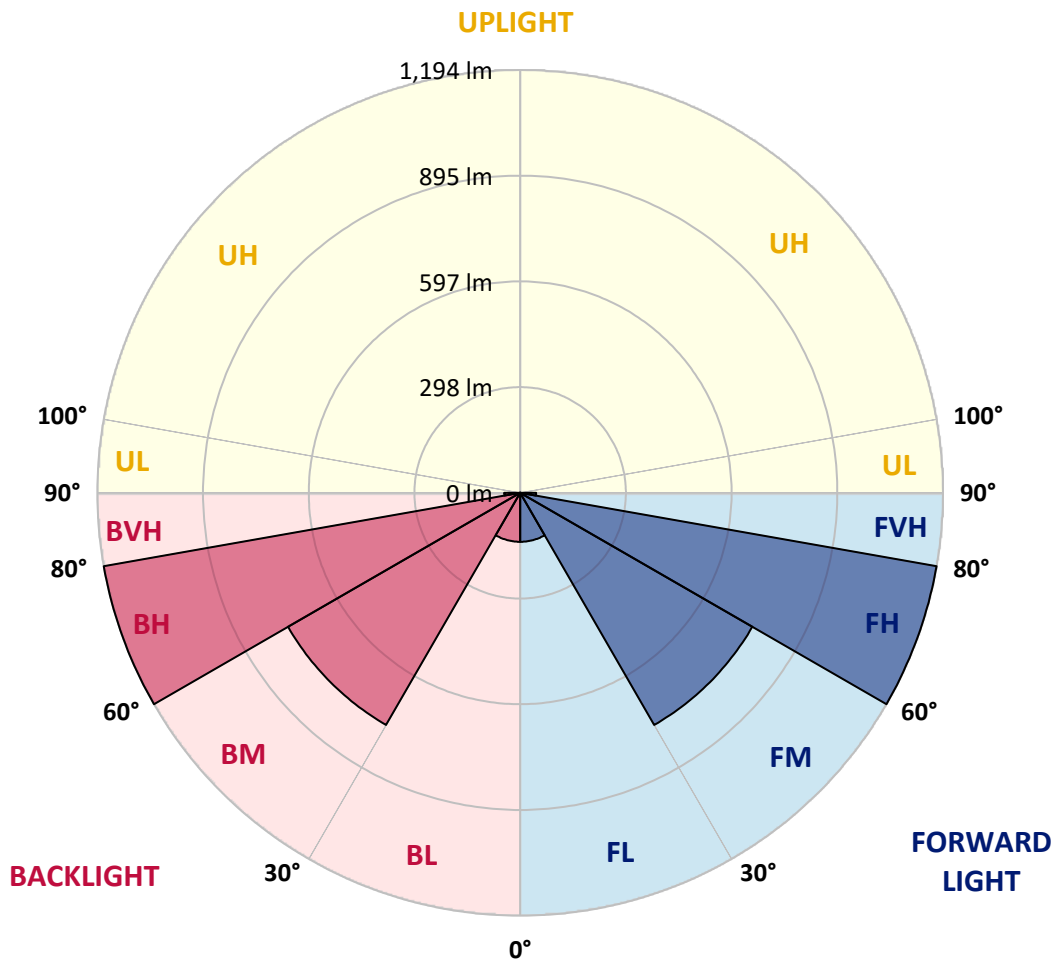
CATALOG NUMBER: GWC-AF-01-LED-E1-5WQ-7030-600

**LUMINAIRE CLASSIFICATION SYSTEM LUMEN TABLE AND BUG RATING:**

Zone		Lumens	% Fixture	Zone Rating/Lumen Limit		
				B	U	G
FL	(0°-30°)	138.3	3.2			
FM	(30°-60°)	756.7	17.7			
FH	(60°-80°)	1193.7	28.0			G1/1800
FVH	(80°-90°)	45.1	1.1			G1/100
BL	(0°-30°)	138.3	3.2	B1/500		
BM	(30°-60°)	756.7	17.7	B1/1000		
BH	(60°-80°)	1193.7	28.0	B3/2500		G1/1800
BVH	(80°-90°)	45.1	1.1			G1/100
UL	(90°-100°)	0.0	0.0		U0/0	
UH	(100°-180°)	0.0	0.0		U0/0	

**BUG Rating: B3-U0-G1**

Type V Short





REPORT NUMBER: P199915

CATALOG NUMBER: GWC-AF-01-LED-E1-5WQ-7030-600

**CANDELA DISTRIBUTION (FULL):**

	0°	5°	10°	15°	20°	25°	30°	35°	40°	45°	50°
0°	302.2	302.2	302.2	302.2	302.2	302.2	302.2	302.2	302.2	302.2	302.2
2.5°	302.2	302.4	302.6	302.4	302.4	302.2	302.0	302.2	302.0	301.7	301.8
5°	303.2	303.6	303.6	303.2	303.4	303.2	302.7	302.9	302.6	302.0	302.0
7.5°	304.4	304.7	304.7	304.2	304.4	304.0	303.6	303.4	302.9	302.2	301.7
10°	306.2	306.4	306.2	305.7	305.7	305.2	304.2	303.7	302.9	301.8	301.2
12.5°	308.1	308.3	308.1	307.7	307.4	306.5	305.7	305.2	304.7	303.6	302.6
15°	310.9	311.2	310.9	310.1	309.4	308.6	308.3	308.4	308.6	307.9	306.9
17.5°	315.9	316.1	315.5	313.8	313.0	312.2	312.2	312.6	313.1	312.8	311.8
20°	325.3	324.7	323.4	321.2	320.2	318.8	318.7	318.8	318.8	318.7	317.8
22.5°	337.1	336.6	334.9	332.1	330.8	330.0	328.9	327.9	327.7	327.1	326.2
25°	351.2	350.9	348.7	346.5	345.5	344.5	343.5	342.2	341.0	339.6	338.8
27.5°	369.2	368.4	365.3	364.1	362.7	362.0	360.8	359.1	358.2	356.4	355.4
30°	389.0	389.0	386.3	386.0	386.0	384.6	383.1	380.3	378.6	376.8	376.2
32.5°	408.7	408.8	406.3	407.1	407.7	408.7	409.0	408.1	406.9	406.8	405.6
35°	437.2	436.5	434.0	434.6	434.3	434.2	434.2	436.3	436.7	437.0	434.8
37.5°	472.6	472.6	470.2	470.2	468.9	467.8	466.2	467.6	469.9	470.4	468.8
40°	513.2	514.6	511.5	511.3	511.7	507.9	506.2	508.3	509.7	512.1	510.2
42.5°	560.9	560.0	556.9	556.4	554.3	553.2	551.5	553.4	555.5	557.1	557.7
45°	606.8	606.0	602.4	602.4	600.3	599.4	600.2	603.1	604.1	606.2	608.3
47.5°	651.9	650.9	648.7	649.6	649.9	651.6	654.1	656.8	659.6	662.5	663.5
50°	698.1	698.3	695.9	698.1	701.1	706.1	712.9	717.4	723.1	726.8	728.0
52.5°	740.2	741.1	743.8	749.3	755.2	764.7	776.5	787.4	796.8	803.0	802.7
55°	790.8	791.9	798.5	808.0	817.6	832.1	849.5	868.8	884.6	893.5	887.8
57.5°	855.4	857.9	865.4	878.1	892.3	911.1	935.0	964.2	988.5	1000.6	991.4
60°	944.0	945.6	954.6	968.7	985.9	1009.2	1041.1	1080.2	1114.6	1130.7	1120.0
62.5°	1060.9	1063.8	1071.1	1085.4	1103.0	1129.4	1168.3	1217.2	1260.0	1282.2	1258.3
65°	1200.4	1209.8	1215.9	1230.4	1246.8	1274.8	1315.6	1368.0	1413.9	1428.4	1400.9
67.5°	1338.7	1346.8	1357.4	1374.1	1390.8	1422.2	1460.0	1510.8	1561.2	1574.5	1531.6
70°	1399.2	1403.9	1420.3	1443.0	1474.9	1512.0	1555.8	1612.8	1675.2	1686.1	1631.7
72.5°	1278.0	1282.7	1301.1	1339.6	1395.2	1454.4	1530.5	1614.5	1696.7	1709.0	1634.0
75°	966.5	958.9	986.2	1037.2	1112.1	1194.5	1301.1	1421.5	1540.2	1555.8	1466.3
77.5°	499.6	498.6	519.1	582.5	672.0	765.7	883.0	1019.0	1135.3	1182.3	1109.4
80°	140.7	142.2	152.1	183.5	235.9	303.6	395.2	522.6	617.8	666.3	625.6
82.5°	55.1	59.5	63.3	69.1	75.9	85.9	114.7	170.7	229.0	273.5	224.1
85°	19.7	21.1	29.9	35.4	36.0	38.0	43.2	50.5	60.8	72.6	59.6
87.5°	7.4	8.2	9.7	15.9	15.7	14.3	17.4	18.2	13.6	12.6	15.6
90°	0.0	0.0	0.0	0.0	0.0	0.0	0.0	0.0	0.0	0.0	0.0



REPORT NUMBER: P199915

CATALOG NUMBER: GWC-AF-01-LED-E1-5WQ-7030-600

**CANDELA DISTRIBUTION (continued):**

	55°	60°	65°	70°	75°	80°	85°	90°
0°	302.2	302.2	302.2	302.2	302.2	302.2	302.2	302.2
2.5°	301.4	301.7	301.7	301.8	302.0	302.0	302.4	302.4
5°	301.7	301.7	301.2	301.4	301.2	301.2	301.4	301.4
7.5°	301.2	301.0	300.7	300.5	300.0	300.0	300.0	300.0
10°	300.7	300.5	300.0	299.9	299.7	299.7	299.7	299.7
12.5°	302.2	301.7	301.2	301.0	301.0	301.0	301.0	301.0
15°	306.4	305.0	304.0	304.0	304.2	304.7	304.7	305.0
17.5°	311.4	309.9	308.8	308.1	308.4	309.1	309.4	309.9
20°	317.5	316.8	315.3	314.5	314.5	315.3	315.8	315.9
22.5°	325.9	325.3	324.7	323.7	323.7	324.2	324.9	324.9
25°	338.3	338.0	337.6	336.8	336.6	336.6	337.1	337.5
27.5°	354.1	354.3	353.9	353.7	353.1	352.9	353.5	353.4
30°	375.0	376.0	377.0	376.2	375.2	374.6	374.1	373.2
32.5°	403.3	402.3	401.4	400.1	398.4	396.7	395.6	394.2
35°	430.3	428.3	427.5	428.7	428.6	427.5	426.1	424.9
37.5°	463.2	462.7	463.2	465.2	464.9	465.9	463.2	462.9
40°	504.6	505.0	507.7	510.2	511.7	513.0	511.5	509.9
42.5°	552.8	552.6	553.5	557.1	559.4	560.9	557.7	557.2
45°	603.6	602.2	603.1	606.0	608.3	610.1	606.4	606.4
47.5°	659.6	657.3	654.8	658.1	659.5	660.6	657.6	656.6
50°	722.1	717.2	711.8	713.0	713.0	712.7	709.0	708.8
52.5°	793.7	784.7	774.7	771.1	768.8	766.5	760.0	756.9
55°	876.1	862.6	847.0	837.4	832.2	825.8	815.1	812.2
57.5°	972.4	951.3	924.3	912.6	901.2	890.6	878.7	875.3
60°	1086.6	1055.5	1019.6	997.9	985.5	975.3	963.0	962.5
62.5°	1213.8	1164.6	1124.2	1104.5	1095.6	1086.6	1074.8	1076.3
65°	1343.2	1291.9	1253.9	1238.0	1229.6	1222.2	1210.5	1212.2
67.5°	1470.7	1423.5	1381.9	1365.6	1356.2	1346.8	1336.2	1338.1
70°	1562.4	1503.9	1456.9	1420.8	1398.3	1372.9	1356.5	1352.3
72.5°	1536.1	1445.9	1371.3	1299.8	1258.0	1223.9	1200.9	1190.8
75°	1329.4	1206.1	1110.2	1022.5	973.2	933.1	903.9	885.6
77.5°	987.2	848.7	735.5	634.4	554.5	500.9	463.2	438.6
80°	540.4	411.1	300.5	211.2	155.2	129.0	113.9	106.6
82.5°	168.4	108.6	80.1	69.1	64.3	61.5	57.0	49.7
85°	53.6	47.0	43.7	41.7	39.8	34.6	23.9	21.8
87.5°	20.8	21.3	21.1	20.0	20.3	14.6	11.7	10.4
90°	0.0	0.0	0.0	0.0	0.0	0.0	0.0	0.0

(END OF REPORT)